


HIGH QUALITY THREADS
for dependable high pressure connections



MADE FROM HIGH QUALITY DURABLE MATERIALS
Manufactured using Best Quality Materials to withstand the harshest weather conditions



WATERMARK APPROVED
WaterMark Certificate of Conformity – Level 1 Evaluated to: AS/NZS 4129:2020 and AS/NZS 4020 - Fittings for polyethylene (PE) pipes or pressure applications
Certification No: WMKA21978
NZ Council Approvals For a full list see www.hansenproducts.com/approvals.htm




POTABLE WATER APPROVED
Material Approved for use with Potable (drinkable) Water
WRAS
AS/NZS 4020:2018
AS/NZS 4129:2020

EASY GRIP NUTS
Make fast work for tightening fitting onto pipe



HIGH PRESSURE RATED
16bar/235psi for sizes 16mm to 63mm
12.5bar/182psi for sizes 75mm to 110mm



RELIABLE O-RING & POSITIVE GRIP RING
World proven combination for a reliable watertight seal.



LARGE RANGE

Over 250 fittings in sizes 16mm to 110mm provides more options & versatility in new and existing installations, saving time and money

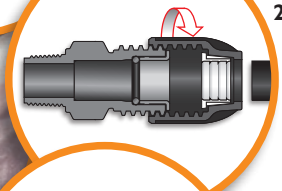


EASY TO INSTALL

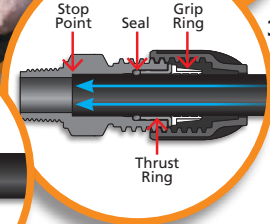
Reliable leak proof seals are the hallmark of any Hansen fitting and that's no exception when it comes to the Easy Fit Compression range. The simple steps make installation a breeze




1. Cut and chamfer the pipe with pipe cutters, knife or saw. Ensure a square cut of pipe ends. Clean burrs from pipe ends. Keep the pipe end clean and as free of scratches and imperfections as possible.



2. Undo the nut to the last thread, do not remove nut from the body.



3. Insert the pipe into the fitting through the Nut, White Grip Ring & Thrust Ring until it meets resistance at the Seal. Give the pipe a firm push past the Seal all the way until it hits the final stop point.



4. Firmly hand tighten the nut. Use a pair of poly grips for a further half turn past hand tight for final tightening on 40mm fittings and greater.

The hydraulic seal is created when the pipe passes the Seal. Tightening the nut is to achieve pull out resistance of the pipe.

Hansen Easy Fit Compression Fittings should be installed onto Medium Density pipe that has been installed in accordance with the following standards:
 • AS/NZS 2566 Part 1 and Supplement "Buried Flexible Pipelines - Structural Design" Detailed Installation and Site Pressure Testing.
 • AS/NZS 2566 Part 2 "Installation"
 • AS/NZS 2033 Installation of Polyethylene Pipe Systems
 For more information on best practice installations, please contact info@hansenproducts.com
 Failure to complete installation in accordance with the above standards, may void any warranties given by Hansen Products (NZ) Limited in respect to the Fitting.

*16mm fittings not available in New Zealand



Easy Fit Compression Fittings

The Reliable and World Proven Pipe Connection

www.hansenproducts.com