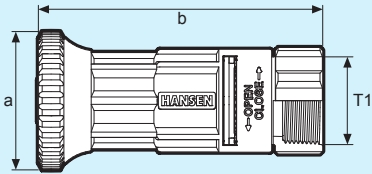


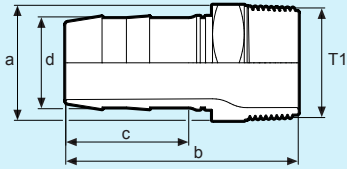
# Technical Specifications

## Hansen Turbo-Twist Dimensions

Product Description	Product Code	T1 BSPT	a mm	b mm
Turbo Twist Washdown Nozzle	HWDNTT	1-1/2"	78	156



Product Description	Product Code	T1 BSPT	a mm	b mm	c mm	d mm
40x40mm Washdown Hose Tail	HWDHT4040	1-1/2"	49.5 AF	100.0	53.0	39.5
40x32mm Washdown Hose Tail	HWDHT4032	1-1/2"	49.5 AF	100.0	53.0	33.0



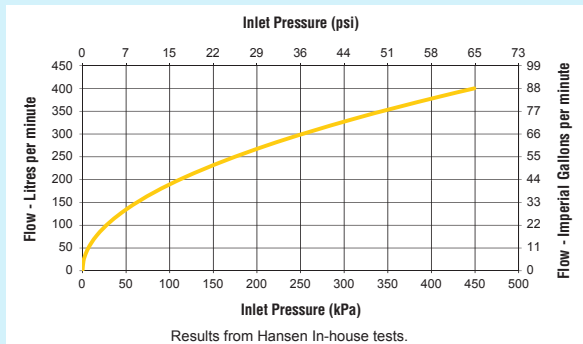
## Hansen Turbo-Twist Parts & Materials

- 2840 Clip** - Glass Fibre Reinforced Acetal
- 2800 Rear Body** - Glass Fibre Reinforced Polyketone
- 2805 Turbo Twist Body** - Glass Fibre Reinforced Nylon
- 2850 Tip** - Thermoplastic Polyester Elastomer
- 2860 Turbo Twist Bumper** - Thermoplastic Vulcanizate
- O'rings** - EPDM

## Hansen Turbo-Twist Working Pressure

Hansen Turbo-Twist Maximum Working Pressure; 8 Bar 800 kPa. 116 psi @ 20°C

## Hansen Turbo Turbo-Twist Chart



# Frequently Asked Questions

- Q How many sizes does the Turbo-Twist come in?**  
**A** The Turbo-Twist is available in a range of versatile connection styles for 25mm to 50mm washdown hose and male or female threaded end connections for custom applications
- Q What is the pressure rating?**  
**A** The Hansen Turbo-Twist is pressure rated to 8 Bar 800 kPa. 116 psi @ 20°C
- Q What temperature can the water be when using the Hansen Turbo-Twist?**  
**A** Up to 60° Celsius.
- Q Are there replacement parts for the Hansen Turbo-Twist?**  
**A** Yes, there is a range of replacement parts available for the Hansen Turbo-Twist.
- Q Is the Turbo-Twist adjustable?**  
**A** Yes, they have a wide range of action and are quickly adjustable between open to fully closed
- Q How much water does the Turbo-Twist use?**  
**A** This is determined, in part, by your existing washdown system. The best way to move dirt etc is a combination of flow and velocity, which Hansen have taken into account when designing the Turbo-Twist.
- Q What applications can I use a Turbo-Twist for?**  
**A** Ideal for yard wash, or any other applications that require a combination of flow, pressure and velocity such as washing vehicles.
- Q Will the Turbo-Twist wash a wide strip?**  
**A** No but our Turbo-Sweep has been designed to wash a 900mm wide strip, and includes an economy mode, normal mode and wide mode all in the one nozzle.
- Q What hose clamp can I use on the Turbo-Twist?**  
**A** Hansen have developed a new clamping system which eliminates the traditional stainless steel clamp method. The new Easy Clamp will not cut your hands or wrist, although any hose clamp can be used.
- Q I'm sick of having to un-twist my hose every day after washing down - how can you solve this?**  
**A** Hansen have developed a thoroughly modern connection, the Ultimate Swivel that allows you to complete your washdown without the washdown hose twisting as you make your way around the yard.

**HANSEN PRODUCTS (NZ) LIMITED**  
 PO Box 809 • Whangarei • New Zealand  
 P: +64 9 430 4140 F: +64 9 430 4141  
 E: info@hansenproducts.com  
 W: www.hansenproducts.com

**HANSEN**

Best Installed Value



Available From:

**HANSEN**<sup>™</sup>

*Turbo-Twist*

**20% MORE CLEANING POWER\***

**WASHDOWN NOZZLE**



HDB323 2205

www.hansenproducts.com

## Best Installed Value

With speed and overall performance in mind the Hansen *Turbo* Nozzle range delivers a robust set of user friendly features designed to make washdown less of a chore and more of a working pleasure.

The Hansen *Turbo-Twist* Nozzle takes traditional washdown to the next level by providing a concentrated jet like stream that works effectively to dislodge and move dung, dirt and residue from concrete washdown surfaces with ease and brilliance. A simple twist and go action delivers a flow that can be tailored to your particular needs from low to full high *Turbo* power, making the Hansen *Turbo-Twist* suitable for virtually any washdown environment. Adding to that the versatility of being able to be used in other settings such as industrial, marine, yard and vehicle, it's a great all rounder that'll leave you more than satisfied.

With over 60 years' experience in manufacturing, Hansen Products knows the importance of fluid delivery, flow and pressure within a pipe system. This has seen Hansen Products build a reputation for providing high performance, easy to use, innovative, simple products that provide our customers with "Best Installed Value".

All Hansen products carry our Limited Lifetime Warranty\*

\*For more information on our warranty, please visit [www.hansenproducts.com/legal.htm](http://www.hansenproducts.com/legal.htm)

## Product Details



**HWDNTTPACK Turbo Twist Nozzle Pack**  
Pack includes: Turbo Twist Washdown Nozzle with 40mm inlet and hose tail adaptors for connecting to 32mm & 40mm washdown hose.



**HWDNTT Turbo Twist Nozzle**  
Turbo Twist Washdown Nozzle with 40mm inlet.



**HWDC Easy Clamp**  
Replaces dangerous metal clamps with a safe hose clamp that prevents nasty cuts.  
**Available Sizes:** 40mm, 32mm



**HWDSHT Ultimate Swivel - Hose Tail**  
Helps prevent hose twists at nozzle, in-line or at the hose connection point.  
**Available Sizes:** 50mm x 40mm, 50mm x 32mm



**HWDSM Ultimate Swivel - Male BSPT**  
Threaded swivel for custom applications requiring a swiveled connection.  
**Available Sizes:** 50mm x 40mm, 50mm x 32mm



**HWDHT Washdown Hose Tail**  
40mm BSP thread with 32mm or 40mm hose tail end.  
**Available Sizes:** 40mm, 32mm

### TURBO TWIST SERVICE KITS:

**HWDNTTSK** - Twist Service Kit

**HMFSCREW** - 20mm Maxflo


**HWDNSS** - Ultimate Swivel Service Kit

SS Screws

# A Better Way to Wash

### HANDLES HARD KNOCKS

Absorbs shock and gives maximum resistance when dropped on hard surfaces.



### HARD WEARING MATERIALS

Industrial strength materials for a long life.



### EASY TWIST ACTION

Great range of flow, with a simple twist action.



**CLEVER REVERSE CLICK**

**EASY TURN ACTION & BUILT IN CLICK**

Allows for control of flow, with the clever reverse click and prevents turning on if dropped.

### QUALITY GUARANTEED

Covered by Hansen's Limited Lifetime Warranty means you can buy with confidence.

### 20% MORE CLEANING POWER

A Better Way to Wash – Test results demonstrate you will save time with a higher and more concentrated flow, delivering 20% more cleaning power in comparison to comparable products.\*



### Turbo CHARGED JET POWER

Deliver maximum cleaning power with concentrated flow.

### THE TURBO TWIST IS IDEAL FOR

- Yard Washing
- High Pressure Washing
- Meat Works
- Factories
- Marine

### EASY GRIP BODY

Provides excellent grip when working with wet hands.




### ADD THESE CONNECTION OPTIONS

Available separately are a range of versatile connection accessories for 25mm to 50mm washdown hose and male or female threaded end connections.

### ULTIMATE SWIVEL

No more annoying hose twists. Add a Hansen Ultimate Swivel.



### CUSTOM

Add Male & Female threaded end swivel connections.



### BASIC STYLE

Add Hansen male hose adaptors for easy connection.

### NO MORE CUT HANDS

No more broken or rusty clamps. Add a Hansen Easy Clamp.

\*based on in-house testing and competitors available data